

# UPREAT e-Filing Software User Manual

# Index

S. No.	Section	Page Number
1.	<a href="#"><u>User Registration</u></a>	<a href="#"><u>3</u></a>
2.	<a href="#"><u>User Home Page Navigation</u></a>	<a href="#"><u>10</u></a>
3.	<a href="#"><u>Appeal Filing – Applicant/Appellant</u></a>	<a href="#"><u>23</u></a>
4.	<a href="#"><u>Application Filing – Applicant/Appellant</u></a>	<a href="#"><u>37</u></a>
5.	<a href="#"><u>Additional Document Upload</u></a>	<a href="#"><u>46</u></a>
6.	<a href="#"><u>Re-Filing in case of defects raised</u></a>	<a href="#"><u>55</u></a>
7.	<a href="#"><u>My Account</u></a>	<a href="#"><u>61</u></a>

# User Registration

# 1. Logon to UPREAT e-Filing portal

**Uttar Pradesh Real Estate Appellate Tribunal**  
Government of Uttar Pradesh

REGISTER   INSTANT PAYMENT   CAUSE LIST   CASE STATUS   MEMBERS   HELP CENTER   CONTACT

**User Login**

Username

Password

Enter Captcha  659255

[Forgot Password?](#)   [Unlock Account](#)

To regulate real estate sector for its harmonious growth and development.

## 2. Click on Register link on e-Filing portal

Uttar Pradesh Real Estate Appellate Tribunal  
Government of Uttar Pradesh

REGISTER INSTANT PAYMENT CAUSE LIST CASE STATUS MEMBERS HELP CENTER CONTACT

Click on Register link

To regulate real estate sector for its harmonious growth and development.

User Login

Username

Password

Enter Captcha 659255

Forgot Password? Unlock Account

LOGIN

### 3. Select required user type for registration

Uttar Pradesh Real Estate Appellate Tribunal  
Government of Uttar Pradesh

REGISTER INSTAN

HELP CENTER

**User Register**

Choose User Type

- Buyer/Allottee
- Builder/Promoter/Developer
- Other Applicant
- Chartered Accountant
- Company Secretary
- Cost Accountant
- Legal Practitioners
- UPRETA Officials
- UPREAT Officials
- Experts/Advisors
- Competent Authority (All Development Authorities)
- Mediators/Conciliators
- Any Other

**User Login**

Username

Password

Enter Captcha 659255

Forgot Password? Unlock Account

LOGIN

About UPREAT

Select the required user type

User can create multiple logins under different user type but login id should be different.

## 4. Fill required user details for creating user ID



### Uttar Pradesh Real Estate Appellate Tribunal

Government of Uttar Pradesh

Based on user type, government ID is required for e.g. Bar ID for advocates, ICSI number for Company Secretaries, or PAN/DL for other users etc.

**e - filing User Registration**

Any prior registration process is incomplete click here  Yes

<b>Name*</b>	User Name	<b>Address 1*</b>	Address	<b>Address 2</b>	Address
<b>Land-mark</b>	Landmark	<b>State*</b>	Select State	<b>City/District*</b>	Select City
<b>Pin-code*</b>	Pincode	<b>Login Id*</b>	Login Id For Creation		
<b>Mobile Number*</b>	Mobile Number				
<b>Email Id*</b>	E-Mail Id				
<b>Any Govt. Issued ID*</b>	PAN/DL/AADHAR/etc.				

User needs to authenticate mobile number and email ID using OTP. User needs to enter captcha to receive OTP

Careful

Please Enter Captcha.

Then proceed ahead.

## 5. OTP based authentication of mobile and email id is mandatory



Uttar Pradesh Real Estate Appellate Tribunal  
Government of Uttar Pradesh



e - filing User Registration					
Any prior registration process is incomplete click here		<input type="checkbox"/> Yes			
Name*	Ranjha Dev	Address 1*	B 22 Noida Enclave	Address 2	Noida
Land-mark	Landmark	State*	Uttar Pradesh	City/District*	GAUTAM BUDDHA N
Pin-code*	Pincode	Login Id*	ranjha		
Mobile Number*			✓ Verified		
Email Id*			✓ Verified		
Any Govt. Issued ID*	AHHSHSHSSH				
Back		Reset		Submit & Next	

Click on "Submit & Next" to proceed



## 6. Upload proof of Unique ID

**e - filing User Registration**  
**Upload Section**

<b>Document Type*</b>	Certificate of Registration	<b>Document Number*</b>	ND/123/2018	<b>Upload File*</b>	Choose File Proof.pdf
<a href="#">Back</a>			<a href="#">Submit &amp; Next</a>		

Select valid document type

Click "Submit & Next" to create user. On successful submission following message appears.

Click to select file. Only .pdf files allowed to upload

 **Uttar Pradesh Real Estate Appellate Tribunal**  
Government of Uttar Pradesh



**e - filing User Registration** [Login](#)

Welcome , You have been registered successfully.

Your LoginId and Password has been mailed to your registered mail id.

Click to proceed to user login screen

User Home Page Navigation

## 7. Enter login details

Uttar Pradesh Real Estate Appellate Tribunal  
Government of Uttar Pradesh

REGISTER INSTANT PAYMENT CAUSE LIST CASE STATUS MEMBERS HELP CENTER CONTACT

Enter the correct username and password

To regulate real estate sector for its harmonious growth and development.

User Login

Username

Password

Enter Captcha 659255

Forgot Password? Unlock Account

LOGIN

Click to Login

## 8. Select UPREAT



Uttar Pradesh Real Estate Appellate Tribunal  
Government of Uttar Pradesh



UPREAT

Click to select  
UPREAT

## 9. Agree to Disclaimer



Uttar Pradesh Real Estate Appellate Tribunal  
Government of Uttar Pradesh



### Disclaimer

I have read the contents of the site and the instructions given thereof as regards registration and e-filing of application/appeal/documents before the Uttar Pradesh Real Estate Appellate Tribunal and agree with the same. I hereby declare that the information given in the petition/documents are true and correct to the best of my knowledge. I hereby acknowledge and certify that the attachments/enclosures/appendix made along with the application/appeal/application are true and correct and are valid as per the original documents. I further certify that I have personally gone through all the content of application/appeal myself or through my legal representative as mentioned in Section 56 of the RERA act. and have e-filed the same. I understand that any misrepresentation, falsification or omission of information in the application/appeal/application or any document used for registration shall be a valid ground for rejection of the application/appeal apart from any other penalty for perjury. I further agreed to submit copies of application at the concerned bench of UPREAT as required /agreed to pay printing charges for copies of application/appeal in addition to prescribed court fee.

Click to Agree

Click to Agree  
and Continue

Close

Continue

# 10. User Home Page Dashboard

The dashboard features a header with the Uttar Pradesh Real Estate Appellate Tribunal logo and name, and the Government of Uttar Pradesh. It includes navigation links for Home, Change Password, and Edit Profile. A user profile section shows the name 'Welcome: pksingh' and options for Applicant/Appellant Corner, Respondent Corner, My Account, and Logout. A central summary row displays statistics for Draft Cases (3), Payment (Online) (0), Payment (Offline) (50), E-Filed Cases (56), and IA-Filed (6).

**Uttar Pradesh Real Estate Appellate Tribunal**  
Government of Uttar Pradesh

Home | Change Password | Edit Profile | Welcome pksingh | Logout

**Welcome: pksingh**

- Applicant/Appellant Corner
- Respondent Corner
- My Account
- Logout

3	Draft Cases >	0	Payment (Online) >	50	Payment (Offline) >	56	E-Filed Cases >	6	IA-Filed >
---	---------------	---	--------------------	----	---------------------	----	-----------------	---	------------

## 11. Draft Cases – Click on draft cases link on dashboard

Uttar Pradesh Real Estate Appellate Tribunal  
Government of U

Home Change Password

Welcome: pksingh

Applicant/Appellant Co

Respondent Corner

My Account

Logout

Welcome pksingh Logout

6 IA-Filed >

### Cases In Draft

Show  entries Search:

Reference No	Case Title	App. Name	Res. name	Action
0901126002832020	null			
0901126003142020	My ORG Vs. Amit	My ORG	Amit	
0901126003332020	null			

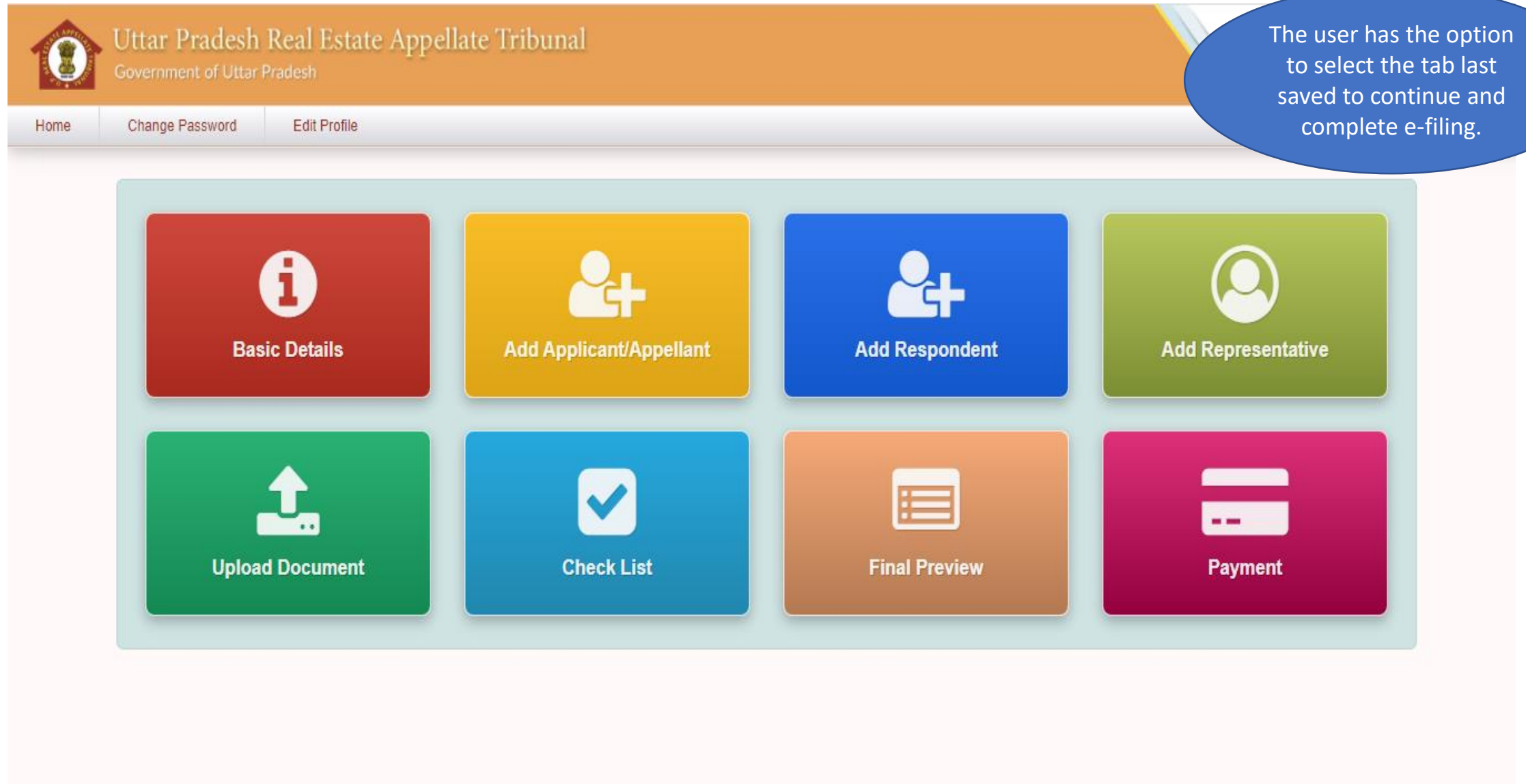
Showing 1 to 3 of 3 entries

Previous 1

Close

Click to go to edit mode for the appeal/application

## 12. Draft Cases – Click on draft cases link on dashboard



The screenshot displays the user interface of the Uttar Pradesh Real Estate Appellate Tribunal. At the top, the header includes the organization's logo and name, "Uttar Pradesh Real Estate Appellate Tribunal", and "Government of Uttar Pradesh". Below the header is a navigation bar with links for "Home", "Change Password", and "Edit Profile".

The main content area features a grid of eight colored buttons, each with an icon and a label:

- Basic Details** (Red button with an information icon)
- Add Applicant/Appellant** (Yellow button with a person and plus icon)
- Add Respondent** (Blue button with a person and plus icon)
- Add Representative** (Green button with a person icon)
- Upload Document** (Green button with an upload icon)
- Check List** (Blue button with a checkmark icon)
- Final Preview** (Orange button with a document icon)
- Payment** (Pink button with a payment icon)

A blue callout bubble on the right side of the dashboard contains the text: "The user has the option to select the tab last saved to continue and complete e-filing."



# 13. Online/Offline Filed Cases - Click on Offline/Online Payment link on Dashboard

Uttar Pradesh Real Estate Appellate Tribunal  
Government of U

## Offline Payment of Cases

Show  entries Search:

Filing No	Case Title	App. Name	Res. name	View More
0901126000012020	AHH Vs. ghfgf	ghfgf	AHH	<a href="#">View Details</a>
0901126000022020	ABCD Vs. ABCD	ABCD	ABCD	<a href="#">View Details</a>
0901126000032020	Org1 Vs. XYZ	XYZ	Org1	<a href="#">View Details</a>
0901126000062020	ORG1 Vs. RES	RES		<a href="#">View Details</a>
0901126000082020	ORG1 Vs. ABC	ABC	ORG1	<a href="#">View Details</a>

Showing 1 to 5 of 50 entries

Previous **1** 2 3 4 5 ... 10 Next

Close

6 IA-Filed >

The user can view the list of cases for which payments were made online/offline

Click on View Details to view case details

# 14. E-Filed Cases – Click on E-Filed cases link on Dashboard

The user can view the list of all cases e-filed using this account

Uttar Pradesh Real Estate Appellate Tribunal  
Government of U.P.

Home | Change Password

Welcome: pksingh

- Applicant/Appellant Corner
- Respondent Corner
- My Account
- Logout

### Cases E-Filed

Show  entries

**All** | Objections | Registered

Search:

Filing No	Case Title	App.. Name	Res. name	Your Role As	View Details	Uploaded Document
0901126000012020	AHH Vs. ghfgf	AHH	ghfgf	Petitioner	<a href="#">View Details</a>	<a href="#">View Document</a>
0901126000022020	ABCD Vs. ABCD	ABCD	ABCD	Petitioner	<a href="#">View Details</a>	<a href="#">View Document</a>
0901126000032020	Org1 Vs. XYZ	Org1	XYZ	Petitioner	<a href="#">View Details</a>	<a href="#">View Document</a>
0901126000082020	ORG1 Vs. ABC	ORG1	ABC	Petitioner	<a href="#">View Details</a>	<a href="#">View Document</a>
0901126000102020	Test Vs. JHJHJH	Test	JHJHJH	Petitioner	<a href="#">View Details</a>	<a href="#">View Document</a>

Showing 1 to 5 of 31 entries

Previous | **1** | 2 | 3 | 4 | 5 | 6 | 7 | Next

Close

6 IA-Filed >

# 15. Online/Offline Filed Cases – View Case Status

The screenshot displays the user interface of the Uttar Pradesh Real Estate Appellate Tribunal. At the top, the logo and name of the tribunal are visible. Below this, there is a navigation bar with links for Home, Change Password, and Edit Profile. A left sidebar contains a user profile section with a welcome message and several menu items: Applicant/Appellant Corner, Respondent Corner, My Account, and Logout. The main content area features four summary cards: Filing No. (0901126000532020), Scrutiny Status (NA), Registration (NA), and Current Status (NA). Below these are two empty panels for Listing and E-hear./Ord. At the bottom, there are two expandable sections for Applicant/Appellant 1 and Respondent 1. The Applicant/Appellant 1 section is highlighted with a yellow box, and a blue callout bubble points to it with the text 'Click to expand and view details'. The Respondent 1 section shows the name 'Surjeet Kaur Sehdev' and the address 'C54 First Floor, South Extension Part one, New Delhi'. A larger blue callout bubble at the top right explains that users can view the status of the case, listing date, purpose, and orders uploaded.

Uttar Pradesh Real Estate Appellate Tribunal  
Government of Uttar Pradesh

Home | Change Password | Edit Profile

Welcome: pksingh

- Applicant/Appellant Corner
- Respondent Corner
- My Account
- Logout

0901126000532020  
Filing No.

NA  
Scrutiny Status

NA  
Registration

NA  
Current Status

Listing

E-hear./Ord.

Applicant/Appellant 1

App. Name: M/s SH... (PARTIUM)

App. Address: B 12, GRC... D

Respondent 1

Res. Name: Surjeet Kaur Sehdev

Res. Address: C54 First Floor, South Extension Part one, New Delhi

The user can view the status of the case, listing date, purpose and orders uploaded

Click to expand and view details

# 16. Applicant/Appellant Corner

The screenshot displays the website interface for the Uttar Pradesh Real Estate Appellate Tribunal. The header includes the logo and name of the tribunal, along with navigation links for Home, Change Password, and Edit Profile. A user is logged in as 'pk Singh', and the 'Applicant/Appellant Corner' menu is expanded to show options like Filing, Document Upload, and Re-filing. A dashboard at the top shows statistics for Draft Cases (3), Payment (Online) (0), Payment (Offline) (50), E-Filed Cases (56), and IA-Filed (6).

Uttar Pradesh Real Estate Appellate Tribunal  
Government of Uttar Pradesh

Home Change Password Edit Profile

Welcome: pksingh

Applicant/Appellant Corner

- > Filing
  - > Appeal Filing
  - > Application Filing
- > Document Upload
- > Re-filing

Respondent Corner

My Account

Logout

3 Draft Cases > 0 Payment (Online) > 50 Payment (Offline) > 56 E-Filed Cases > 6 IA-Filed >

The user can file appeal/ application/document on behalf of or as an Applicant/ Appellant from Applicant/ Appellant Corner

User has the following options under Applicant/Appellant Corner :

1. File appeal under RERA Act
2. File Application under ongoing cases in UPREAT
3. File additional documents under ongoing cases in UPREAT
4. Refiling – In case any defects are raised in appeal/application / document filed, user can correct the same

# 17. Respondent Corner

Uttar Pradesh Real Estate Appellate Tribunal  
Government of Uttar Pradesh

Home Change Password Edit Profile

Welcome: pksingh

Applicant/Appellant Corner

Respondent Corner

> Application Filing

> Document Upload

My Account

Logout

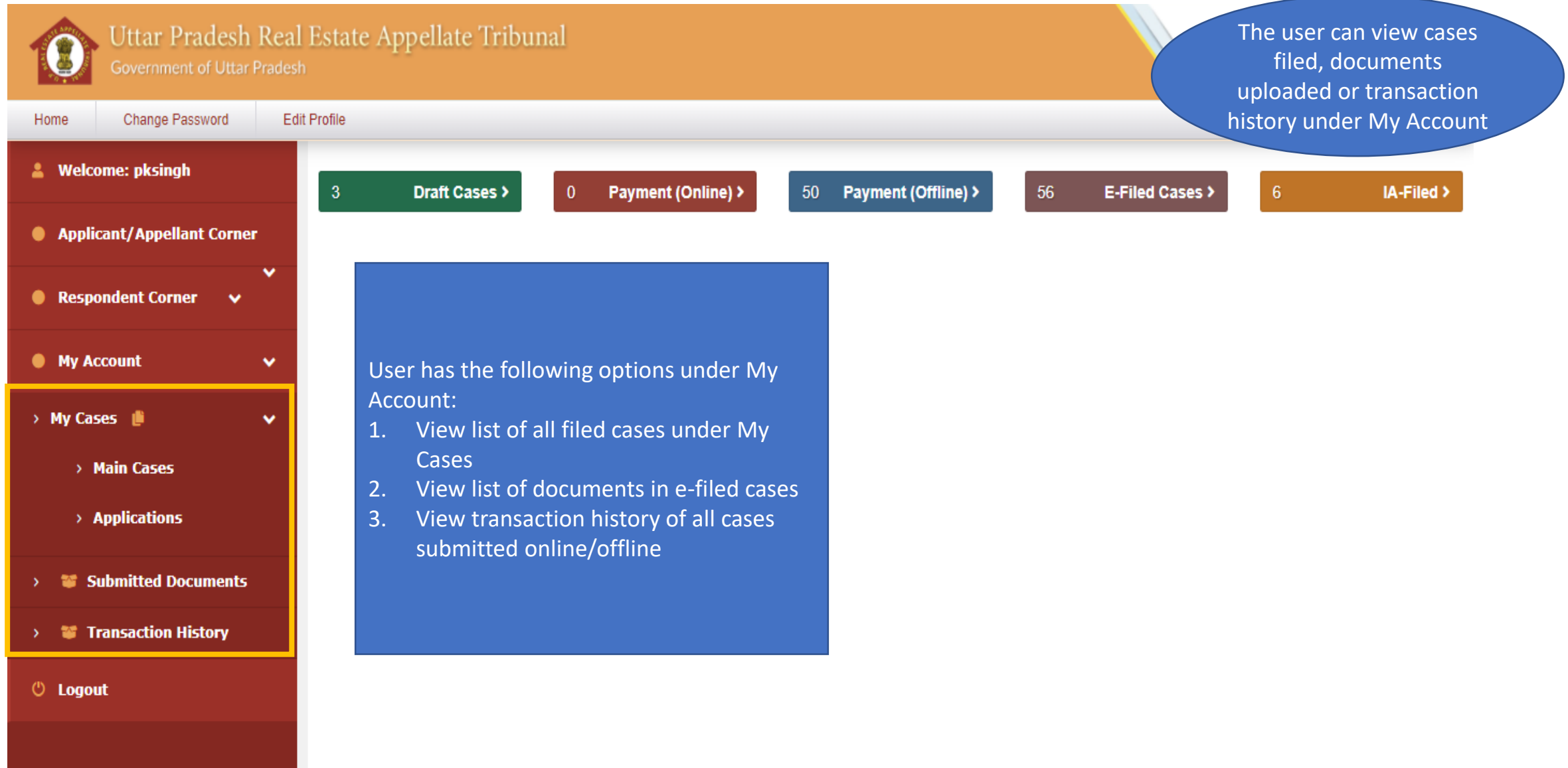
3 Draft Cases > 0 Payment (Online) > 50 Payment (Offline) > 56 E-Filed Cases > 6 IA-Filed >

The user can file application/document on behalf of or as a respondent in a case from respondent store

User has the following options under Respondent corner:

1. File Application under ongoing cases in UPREAT
2. File additional documents under ongoing cases in UPREAT

# 18. My Account



Uttar Pradesh Real Estate Appellate Tribunal  
Government of Uttar Pradesh

Home Change Password Edit Profile

Welcome: pksingh

Applicant/Appellant Corner

Respondent Corner

My Account

My Cases

- Main Cases
- Applications
- Submitted Documents
- Transaction History

Logout

3 Draft Cases >

0 Payment (Online) >

50 Payment (Offline) >

56 E-Filed Cases >

6 IA-Filed >

The user can view cases filed, documents uploaded or transaction history under My Account

User has the following options under My Account:

1. View list of all filed cases under My Cases
2. View list of documents in e-filed cases
3. View transaction history of all cases submitted online/offline

Appeal Filing – Applicant/Appellant

# 19. Applicant/Appellant Corner – Appeal Filing

The screenshot displays the user interface of the Uttar Pradesh Real Estate Appellate Tribunal (UPREAT) website. At the top, the logo and name of the tribunal are visible, along with the text "Government of Uttar Pradesh". Below this, there is a navigation bar with links for "Home", "Change Password", and "Edit Profile". The main content area is divided into a left sidebar and a main dashboard. The sidebar, titled "Applicant/Appellant Corner", contains a "Filing" menu with sub-items: "Appeal Filing" (highlighted with a yellow box), "Application Filing", "Document Upload", and "Re-filing". Other sidebar items include "Respondent Corner", "My Account", and "Logout". The main dashboard features a row of statistics: "3 Draft Cases", "0 Payment (Online)", "50 Payment (Offline)", "56 E-Filed Cases", and "6 IA-Filed". A blue callout bubble points to the "Appeal Filing" menu item, and another blue callout bubble points to the "E-Filed Cases" statistic.

Uttar Pradesh Real Estate Appellate Tribunal  
Government of Uttar Pradesh

Home Change Password Edit Profile

Welcome: pksingh

3 Draft Cases > 0 Payment (Online) > 50 Payment (Offline) > 56 E-Filed Cases > 6 IA-Filed >

Applicant/Appellant Corner

- > Filing
  - Appeal Filing
  - Application Filing
- > Document Upload
- > Re-filing

Respondent Corner

My Account

Logout

The user can file fresh appeal under UPREAT under Applicant/Appellant corner

Click to navigate to appeal filing screen



## 20. Appeal Filing (Basic Details Screen)

The user needs to enter the case related details like RERA complaint/reference no, location, jurisdiction, case title, order dates, etc.

Enter RERA complaint /reference no

Select location of RERA

Reference No : -0901126003142020

<b>RERA Complaint/ Reference Number:*</b>	<input type="text" value="RERA/123/2020"/>	<b>RERA Location*</b>	<input type="text" value="Lucknow"/>
<b>RERA Case Title:*</b>	<input type="text" value="A vs B"/>	<b>RERA Registration Number:</b>	<input type="text"/>
<b>Subject Matter*</b>	<input type="text" value="Matter"/>	<b>Impugned Order Date: *</b>	<input type="text" value="01-07-2020"/>
<b>Date of communication of Order to Party*</b>	<input type="text" value="01-07-2020"/>	<b>Date of application for certified copy *</b>	<input type="text" value="01-07-2020"/>
<b>Date on which copy was ready*</b>	<input type="text" value="01-07-2020"/>	<b>Date of receipt of certified copy*</b>	<input type="text" value="01-07-2020"/>
<b>Applicant for Appeal with UPREAT:*</b>	<input type="text" value="Promoter"/>	<b>Limitation: Appeal is within the limitation specified in sub-section (2) of section 44:*</b>	<input type="text" value="Yes"/>
<b>Virtual Hearing Acceptable:*</b>	<input type="text" value="Yes"/>		

Select applicant type as Promoter or Allottee or Any Other as required. Depending on the selection applicant and respondent detail forms are configured

Click on Save and Next to proceed

# 21. Appeal Filing (Add Applicant/Appellant)

Basic Details Add Applicant/Appellant Add Respondent Add Representative Upload Documents

Back Add Applicant/Appellant Next

Reference No : 0901126003142020

Select Mode  Organisation  Individual

Organization Type CIN/UID Authorized Person/Director of Organization\* Registered Address of Organization\* City/District\* Site Address of Organization City/District Corporate Address of Organization City/District Pan Number of Organization Father's Name of Authorized Person/Director\* Document type for Authorized Person E-mail Id of Authorized Person/Organization\* Reset

Organisation Name\* Authority Letter Uploaded Nationality of Authorized Person\* State\* Pin-code\* State Pin-code State Pin-code Gender of Authorized Person/Director\* Whatsapp Number Authorized Person/Director of Organization Doc No of Authorized Person/Director of Organization Mobile Number of Authorized Person/Organization\* Unique ID Mobile Number Submit

Applicant/Appellant'S LIST

S. No.	Name	Address	State	District	Pincode	Mobile No	PAN No	Action
1	My ORG	UP		LUCKNOW	111000		XPS2929L	Delete Edit

User can enter multiple applicant in the list by filling and submitting the form again and again

A 16-digit reference number is generated for tracking the appeal until submission

Click Next after adding all applicants to proceed to next screen

Select document type for ID of applicant

Enter correct email id of applicant for receiving updates from UPREAT

Enter correct mobile number of applicant for receiving updates from UPREAT

Applicant/Appellant'S LIST

Click to view list of applicants added

Click on Submit to submit details of an applicant

## 22. Appeal Filing (Add Respondent)

User can enter multiple respondents in the list by filling and submitting the form again and again

Click Next after adding all respondents to proceed to next screen

**Add Respondent**

Select Mode:  Organization  Individual

Organization Type\*: Select Organization

Organization Name\*: Organization Name CIN /UID: CIN

Authorized Person/Director of Organization\*: Authorized Person Nationality of Authorized Person\*: Indian

Registered Address Of Organization\*: State\* City/District\* Pin-code\*

Address2: Address State City/District: Select City/District Pin-code

Pan Number Organization: Pan Number Mobile Number Authorized Person/Organization: Mobile Number

E-mail Id Authorized Person/Organization\*: Email-Id Document type for Authorized Person: Select

Document ID of Authorized Person/Director of Organization: Document ID

Reset Submit

+ RESPONDENT'S LIST

S. No.	Name	Address	Pincode	Mobile No	E-mail	PAN No	Action
1	Amit	UP	111111		a@in.com		Delete Edit

Enter correct email id of respondent for receiving updates from UPREAT

Select document type for ID of authorized person of respondent, if available

Enter correct mobile number of applicant for receiving updates from UPREAT, if available

Click on Submit to submit details of a respondent

Click to view list of respondents added

## 23. Appeal Filing (Add Representative)

In case a representative like legal practitioner, CA, CS or other such representative is filing on behalf of their client, their name will already be added in the representative list

Click Next after adding all representatives to proceed to next screen

Reference No : - 0901126003142020

Basic Details Add Applicant/Appellant Add Respondent Add Representative Upload Document Check List Final Preview Payment

← Back Add Representative Next →

Add Representative For:  Applicant/Appellant

Select Applicant/Appellant \*  Representative\*

Submit

REPRESENTATIVE'S LIST

Applicant/Appellant/Respondent Name	Representative Name	Bar Council/Reg. No	
My ORG	Abhijeet	REG	Delete

Click to view list of representatives added

Only those representatives which are registered in e-filing portal will be available in the dropdown

## 24. Appeal Filing (Upload Document)

The user needs to upload pdf format of documents like memo of appeal, affidavit, annexure, proof of service, certified copy of impugned order, condonation of delay, payment receipt, etc.

Click Next after adding all documents to proceed to next screen

Appellate Tribunal

Appellant Add Representative Upload Document Check List Final Preview Payment

142020

← Back Add Document Next →

**\*(Only PDF file Can be uploaded)\***

Document Filed By*	Document Filed By	Document Type*	Document Type
Select file*	Choose File No file chosen	Number of pages*	No Of Pages

Submit

+ UPLOADED DOCUMENT'S LIST

S.No.	Document Filed By.	No. of Pages.	Document Type	Document Name	View Document	Action
1	Applicant/Appellant	2	Annexure	FormL.pdf	View	Delete Add Index

Click to view list of documents uploaded

User can add as many documents as required by selecting the document from their local drive and submitting one by one

Click to add index to uploaded document

The user needs to keep the mentioned points in consideration while uploading the documents

### Attention ! (Mandatory Points)

1. Only pdf file(s) can be uploaded.
2. File for uploading should be scanned in grey scale with 300 DPI.
3. No of pages in each uploaded file should not be greater than 300 pages.
4. Split scanned file(s) in different volumes for uploading,if single file size is greater than 20 MB.
5. Physical file submitted and online file submitted should be identical in volumes and number of pages.

Close

# 25. Appeal Filing (Add Index)

Uttar Pradesh Real Estate Appellate Tribunal  
Government of Uttar Pradesh

Home Change Password

Welcome pksingh Logout

Basic Details

Reference No : -

Back

\*(Only PDF file)

Document Filed By: Document Filed By: Document Type: Document Type:

Select file\* Choose File No file chosen Number of pages\* No Of Pages

Submit

**Add Index**

No Of TOC(Table Of Contents) Page : Enter No of TOC page

Index Title	Page From	Page To
Enter Index Title...	Enter Page From...	Enter Page to...

Add More Index

Close Submit

Next

User can create and upload index for the submitted documents

+ UPLOADED DOCUMENT'S LIST

S.No.	Document Filed By.	No. of Pages.	Document Type	Document Name	View Document	Action
1	Applicant/Appellant	275	Memo of Appeal	Vol IV.pdf	View	Delete Add Index

# 26. Appeal Filing (Checklist)

The user needs to ensure that all the points mentioned in the checklist have been taken care of while uploading documents

CheckList	Action	Remarks
1. Legal Provisions: Under Sections of RERA Act	Yes	
2. Whether the appeal is competent.	Yes	
3. Whether the name of the parties and their address are properly mentioned in the Appeal Memo or same as mentioned in the proceedings before the Authority.	Yes	
4. Whether certified copy of Impugned order/Judgment is filed with the appeal.	Yes	
5. What is the Date of the Order	Yes	
6. What is the Date of its communication to the party by RERA	Yes	
7. What is the Date of application for certified copy	Yes	
8. What is the Date on which copy was ready	Yes	
9. What is the Date of receipt of certified copy	Yes	

User can select Yes, No and N/A against the checklist statement and provide their remarks for the same

15. Whether application for condonation of delay is filed with appeal If not, raise its objection.	Yes	
16. Whether requisite fees is paid If yes, copy of the receipt and date of payment	Yes	
17. Whether the required documents are filed with Index and pagination If yes, whether the documents are legible	Yes	
18. i)Whether the copy of appeal memo is annexed for giving the same to the other side ii)Or served to other side by post/courier If yes, whether proof of service of the copy is enclosed	Yes	
19. Whether Vakalatnama/Authorisation is filed and properly stamped	Yes	
20. Whether the appeal is filed by the Builder/ Developer / promoter	Yes	
21. Whether the appeal is filed by the Builder/ Developer / promoter	Yes	
22. Whether the appeal is filed by the Builder/ Developer / promoter	Yes	

Click Submit after providing details to proceed to next screen

Submit

# 27. Appeal Filing (Final Preview)

The user can view all the details filled till now and go back to edit any details if required

State Tribunal | Add Respondent | Add Representative | Upload Document | Check List | Final Preview | Payment

Welcome pksingh | Logout

### PREVIEW AND CONFIRM FOR FINAL SUBMISSION

Basic Details			
UPREAT Location	UPREAT-Lucknow	Case Type/Nature	Appeal
Case Title	My ORG Vs. Amit		

RERA Details			
RERA Complaint/ Reference Number	RERA/123/2020	RERA Location	Lucknow
RERA Case Title	A vs B	RERA Registration Number	
Subject Matter	Matter	Impugned Order Date	01-07-2020
Date of communication of Order to Party	01-07-2020	Date of application for certified copy	01-07-2020
Date on which copy was ready	01-07-2020	Date of receipt of certified copy	01-07-2020
Petitioner for Appeal with UPREAT	Petitioner	Is Filing Under Limitation	Yes
Virtual Hearing	YES		

#### + Applicant/Appellant'S LIST

S. No.	Applicant/Appellant name	PAN Number	Applicant/Appellant address	State	District	Pincode	Mobile Number	E-mail Id
1	My ORG	EXXPS2929L	UP	Uttar Pradesh	LUCKNOW	111000		

#### + RESPONDENT'S LIST

S. No.	Respondent name	PAN Number	Respondent address	State	District	Pincode	Mobile Number	E-mail Id
1	Amit		UP	Uttar Pradesh	LUCKNOW	111111		

#### + UPLOADED DOCUMENT'S LIST

S. No.	Document Filed By	Sub Document Type	No. of Pages	Document Name
1	Applicant/Appellant	Annexure	2	FormL.pdf

#### + ADVOCATE'S LIST

S. No.	Applicant/Appellant/Respondent Name	Advocate Name
1	My ORG	
2	My ORG	Abhijeet

Print | **Next**

Click Next after checking details to proceed to next screen



# 28. Appeal Filing (Payment Details)

The user needs to provide fees details paid for filing, payment under 43(5) or any misc payments

The screenshot shows a web interface for entering payment details. At the top, there are navigation buttons: Basic Details, Add Applicant/Appellant, Add Respondent, Add Representative, Upload Document, Check List, Final Preview, and Payment. The main form is divided into three sections: 'Entries For Filing fees', 'Entries For Payment Under 43(5) If Applicable', and 'Misc Payment'. Each section has a 'Select Mode' field with radio buttons for 'SBI e-pay' (selected) and 'DD'. Below this are fields for Transaction Id., Transaction Date (dd/mm/yyyy), Transaction Ref No., Payment Description, and Payment Reason. Each section also has a 'Save' button: 'Save Filing Fees', 'Save Payment Under 43(5)', and 'Save Misc Payments'. At the bottom, there is a 'Final Submit' button. A callout at the bottom of the form says 'After Completing All Above Mentioned Fees Details Please Click Button'.


The user has the option of selecting SBI e-pay or DD as mode of payment completed

The user need to fill details and click on the mentioned button to submit details. The user can enter multiple payment details by submitting them one by one

Click on Final Submit to final submit the payment details


## 29. Appeal Filing (Payment Details Confirmation)

The user gets payment details receipt and the mandatory option to upload Form L



### Uttar Pradesh Real Estate Appellate Tribunal

Your Payment is Successful





**Case Title** : My ORG Vs. Amit  
**Case Type** : Appeal  
**Payee Name** : My ORG  
**Transaction Id** : 0101010079142020  
**Transaction Date** : 20-08-2020

S. No.	Transaction Id./Receipt No./DD No	Amount Rs.	Transaction/Issue Date	Transaction Ref No/Bank Name	Payment Description/bank Addres	Payment Reason
1	1200000	2000	2020-08-18	11111	JJJ	JJJ

Thanks for completing the payment details. Please click on the link/button below to generate Form L. Please sign and upload the generated Form L for e-filing completion. The case will stay pending until Form L is uploaded in the case

[Generate And Upload Form L](#)



Click on button to generate and upload Form L

# 30. Appeal Filing (Generate and Upload Form L)

Uttar Pradesh Real Estate Appellate Tribunal  
Government of Uttar Pradesh

Home Change Password Edit Profile Welcome pksingh Logout

Form L

Reference No : - 0901126003142020

+PARTICULAR'S OF APPLICANT/APELLANT

+ PARTICULAR'S OF RESPONDENT

+ PARTICULAR'S OF FINAL JUDGEMENT AGAINST WHICH RELIEF IS SOUGHT

**Facts of the case\*** Please mention reference of documents as well  
Facts of the case  
Remaining words : 500

**Grounds of Appeal\*** Please mention reference of documents as well  
Grounds of Appeal  
Remaining words : 500

**Limitation Remarks:** Please mention reference of documents as well  
Limitation Remarks:  
Remaining words : 500

**Relief(s) sought:** Please mention reference of documents as well  
Relief(s) sought  
Remaining words :

**Matter pending with any other court?** Please mention reference of documents as well  
Matter pending with any other court ?  
Remaining words : 500

**Interim order, if prayed for:** Please mention reference of documents as well  
Interim order, if prayed for:  
Remaining words : 500

Reset Submit

Final Submit

Download Form L

Upload L Form Document

Choose File No file chosen Upload

Final Submit

Complete the required details for Form L like Facts, grounds of appeal, limitation remarks, relief sought, etc.

Click on Submit button to submit data


Once the above data is submitted, the user will have the option of downloading generated and Form L


Click on final submit to submit signed Form L

Click to download Form L

Select and upload Form L signed document

# 31. Appeal Filing (Receipt Generation)

 **Uttar Pradesh Real Estate Appellate Tribu**  
Your Payment is Successful




Case Title : My ORG Vs. Amit  
Case Type : Appeal  
Payee Name : My ORG  
Transaction Id : 0101010079142020  
Transaction Date : 20-08-2020  
Filing No : 0901126/ 00066/ 2020

S. No.	Transaction Id./Receipt No/DD No	Amount Rs.	Transaction/Issue Date	Transaction Ref No/Bank Name	Payment Description/bank Address	Payment Reason
1	1200000	2000	2020-08-18	11111	JJJ	JJJ

After completion of e-filing the receipt will be generated with filing number details

The user should note the 16 digit generated filing no for further correspondence with tribunal

The user has the option of downloading and printing the receipt



Application Filing –  
Applicant/Appellant

# 32. Application Filing

The screenshot displays the user interface of the Uttar Pradesh Real Estate Appellate Tribunal. At the top, the logo and name of the tribunal are visible, along with navigation links for Home, Change Password, and Edit Profile. A dashboard area shows statistics for Draft Cases (2), Payment (Online) (0), Payment (Offline) (51), E-Filed Cases (57), and another category (6). A left sidebar menu is expanded to show the 'Applicant/Appellant Corner' section, with 'Application Filing' highlighted under both 'Filing' and 'Respondent Corner'. A blue callout bubble points to the 'Application Filing' link in the 'Filing' section, explaining that the screen shown depends on the user's role.

The user can file applications under ongoing cases on behalf of applicant/appellant or respondent or as third party

Click to navigate application filing screen depending on the user's role in the case

# 33. Application Filing – Using Main Case Filing Number

The user can file application via main case filing no or case number wise

If same account was used for filing main case as well use Filing No Wise else use Case No Wise option for filing application

Click to proceed to filing application

Uttar Pradesh Real Estate Appellate Tribunal  
Government of Uttar Pradesh

Home Change Password Edit Profile

Welcome: pksingh

- Applicant/Appellant Corner
- Respondent Corner
- My Account
- Logout

Search Case By:  Filing No Wise  Case No Wise

+ CHOOSE YOUR IA CASES

Search:

Sr. No	Filing Number	Case Type	Date of Filing	Case Title	Select To File an IA
1	0901126000662020	Appeal	Aug 20, 2020	My ORG Vs. Amit	GO
2	0901126000652020	Appeal	Aug 15, 2020	Priyanka Modern Public School Vs. Dhampur Sugar Mill	GO
3	0901126000622020	Appeal	Aug 7, 2020	THE STATE OF MADHYA PRADESH Vs. POP SINGH PAWAR	GO
4	0901126000642020	Appeal	Aug 7, 2020	LogShift Tech Vs. Individual	GO
5	0901126000632020	Appeal	Aug 7, 2020	Brys Hotels Pvt Ltd Vs. Bank of Baroda	GO

Showing 1 to 5 of 51 entries

Previous 1 2 3 4 5 ... 11 Next

# 34. Application Filing (Basic Details)

The user can file applications under ongoing cases in UPREAT

Basic Details

Reference No :-

Type of Filing\* -- Select Case Type -- Choose Your Role in the Case \* -- SelectOption --

Reason For Filing\* -- Select Reason For Filing --

Save And Next

Click to select application type , user role in case and reason for filing

Type of Filing\* Interlocutory Application Choose Your Role in the Case \* -- Existing Party --

Sr. No	Reg.No.	Party Name	Party Type	Mobile	Email	Select
1	0901126000662020	My ORG	Applicant/Appellant	9899305028	a@in.com	<input checked="" type="checkbox"/>

Reason For Filing\* Condonation of Delay

Save And Next

Select reason for filing application

Click on "Save and Next" to proceed

Select party name from the list of existing parties



# 35. Application Filing (Upload Document)

Uttar Pradesh Real Estate Appellate Tribunal  
Government of Uttar Pradesh

Home Change Password Edit Profile

Upload Document

Back Add Document Next

Reference No : - 0901126000662020/IA/3 Document Uploaded Successfully

**\*Documents in PDF 20 MB and image in JPG/JPEG (less than 2 MB) can be uploaded.**

Document Filed By*	Intervener	
Document Type*	Intervener/Impleader- Documents	Select file* Choose File FormL_2.pdf
Number of pages*	2	

Submit

+ UPLOADED DOCUMENT'S LIST

User can upload multiple documents required to be submitted under application

Select the relevant user role

Select relevant document type

Click to upload document

Click to submit uploaded document

Submitted documents can be viewed by clicking here

# 36. Application Filing (Final Preview)

User can review updated information before proceeding

Appellate Tribunal

Welcome pksingh Logout

Final Preview

Reference No : - 0901126000662020/IA/2 Date & Time : - Mon Sep 14 09:54:44 IST 2020

PREVIEW AND CONFIRM FOR FINAL SUBMISSION

**Basic Details**

Type of Filing	Interlocutory Application	Choose Your Role in the Case	Existing Party
Reason For Filing	Clarification		

+ PARTY'S LIST

S. No.	Party name	Party address	State	District	Pincode	Mobile Number	E-mail Id
1	My ORG	UP	Uttar Pradesh	LUCKNOW	111000		

+ UPLOADED DOCUMENT'S LIST

S. No.	Document Filed By	Sub Document Type	No. of Pages	Document Name
1	Applicant/Appellant	Certified-Copy-of-Impugned-Order	3	FormL.pdf

Print Next

Click to proceed

# 37. Application Filing (Payment Details)

Payment

**Entries For Filing fees**

Select Mode	<input checked="" type="radio"/> SBI e-pay <input type="radio"/> ODD		
Transaction Id.	Transaction Id.	Amount Rs.*	Amount
Transaction Date	dd/mm/yyyy	Transaction Ref No	Transaction Ref No
Payment Description	Payment Description	Payment Reason	Payment Reason
<input type="button" value="Save Filing Fees"/>			

**Entries For Payment Under 43(5) If Applicable**

Select Mode	<input checked="" type="radio"/> SBI e-pay <input type="radio"/> ODD		
Transaction Id.	Transaction Id.	Amount Rs.	Amount
Transaction Date	dd/mm/yyyy	Transaction Ref No	Transaction Ref No
Payment Description	Payment Description	Payment Reason	Payment Reason
<input type="button" value="Save Payment Under 43(5)"/>			

**Misc Payment**

Select Mode	<input checked="" type="radio"/> SBI e-pay <input type="radio"/> ODD		
Transaction Id.	Transaction Id.	Amount Rs.	Amount
Transaction Date	dd/mm/yyyy	Transaction Ref No	Transaction Ref No
Payment Description	Payment Description	Payment Reason	Payment Reason
<input type="button" value="Save Misc Payments"/>			

After Completing All Above Mentioned Fees Details Please Click Button

User can enter multiple respondents in the list by filling and submitting the form again and again

The user has the option of selecting SBI e-pay or DD as mode of payment completed

Click on Final Submit to final submit the payment details

The user need to fill details and click on the mentioned button to submit details. The user can enter multiple payment details by submitting them one by one

# 38. Application Filing (Receipt Generation)

Uttar Pradesh Real Estate Appellate Tribunal  
Government of Uttar Pradesh

Home Change Password Edit Profile Logout

After completion of e-filing the receipt will be generated with filing number details

Uttar Pradesh Real Estate Appellate Tribunal  
Your Payment is Successful

Case Title : My ORG Vs. Amit  
Case Type : Interlocutory Application  
Transaction Id : 0101010079262020  
Transaction Date : 14-09-2020  
Filing No : 0901126000762020

S. No.	Transaction Id./DD No	Amount Rs.	Transaction/Issue Date	Transaction Ref No/Ba Name
1	123	1000	2020-09-01	1222

S. No.	Document Name	Filing Location
1	FormL.pdf	UPREAT-Lucknow

The user should note the 16 digit generated filing no for further correspondence with tribunal



The user has the option of downloading and printing the receipt

# 39. Application Filing (Case No Wise)

The screenshot displays the user interface of the Uttar Pradesh Real Estate Appellate Tribunal. The header includes the logo and name of the tribunal, along with navigation links for Home, Change Password, Edit Profile, and Logout. A sidebar on the left shows the user's name (Welcome: pksingh) and menu options for Applicant/Appellant Corner, Respondent Corner, My Account, and Logout.

The main content area features a search form with the following fields and options:

- Search Case By:\*** with radio buttons for  Filing No Wise and  Case No Wise.
- Case Type:\*** with a dropdown menu set to "Appeal".
- Case No:\*** with a text input field containing "4".
- UPREAT Location\*** with a dropdown menu set to "UPREAT LI".
- Case Year:\*** with a dropdown menu set to "2020".

A blue callout bubble points to the "Case No Wise" option, stating: "Select case no wise in the option shown". Another blue callout bubble points to the search form, stating: "If the appeal is not filed from user's account user can still file application under that appeal using Case No Wise method of application filing".

Below the search form is a blue "Search" button. A blue callout bubble points to it, stating: "Enter the main appeal number and click on Search".

Below the search form is a grey bar with a plus icon and the text "+ CHOOSE YOUR IA CASES". Below this bar is a message: "Case Data not found. Backlog data entry needs to be done. However you may proceed by clicking the 'Continue' button". A blue callout bubble points to the "Continue" button, stating: "Even if the main appeal number is not available through searching due to lack of meta data entry the user can still file application".

A blue callout bubble at the bottom left states: "The rest of the application filing steps remain same as under the option of application filing using Filing No Wise".

Additional Document Upload

# 40. Additional Document Filing

Uttar Pradesh Real Estate Appellate Tribunal  
Government of Uttar Pradesh

Home Change Password Edit Profile

Welcome: pksingh

Applicant/Appellant Corner

- > Filing
- > Document Upload
- > Re-filing

Respondent Corner

- > Application Filing
- > Document Upload

My Account

Logout

2 Draft Cases > 0 Payment (Online) > 51 Payment (Offline) > 57 E-Filed Cases > 6 IA-Filed >

The user can file additional documents under ongoing cases in UPREAT

Click to navigate to document upload screens

# 41. Additional Document Filing (Filing No/Case No wise)

Uttar Pradesh Real Estate Appellate Tribunal  
Government of Uttar Pradesh

Home Change Password Edit Profile

Welcome: pksingh

- Applicant/Appellant Corner
- Respondent Corner
- My Account
- Logout

Search Case By:  Filing No Wise  Case No Wise

+ CHOOSE YOUR CORRESPONDING CASES

Search:

Sr. No	Filing / IA Filing Number	Date of Filing	Case Title	Select
1	0901126000662020	Aug 20, 2020	My ORG Vs. Amit	<a href="#">Click To Upload</a>
2	0901126000652020	Aug 15, 2020	Priyanka Modern Public School Vs. Dhampur Sugar Mill	<a href="#">Click To Upload</a>
3	0901126000642020	Aug 7, 2020	LogShift Tech Vs. Individual	<a href="#">Click To Upload</a>
4	0901126000632020	Aug 7, 2020	Brys Hotels Pvt Ltd Vs. Bank of Baroda	<a href="#">Click To Upload</a>
5	0901126000622020	Aug 7, 2020	THE STATE OF MADHYA PRADESH Vs. POP SINGH PAWAR	<a href="#">Click To Upload</a>

Showing 1 to 5 of 58 entries

Previous 1 2 3 4 5 ... 12 Next

The user has option to file document using filing no if the main appeal/application was filed from user's account or via case no if main appeal/application was not filed via user's account

Choose either filing no or case no wise option

Click on button to upload documents



## 42. Upload Document (By Filing Number)

Uttar Pradesh Real Estate Appellate Tribunal  
Government of Uttar Pradesh

Home Change Password Edit Profile Welcome pksingh Logout

Welcome: pksingh

Applicant/Appellant Corner

Respondent Corner

My Account

**+ CONFIRM ALL DETAILS AND PROCEED**

Document Uploaded successfully

Document Filed By*	Applicant/Appellant	IA Filing / Filing Number*	0901126000662020		
Name*	My ORG	Mobile Number*		Email*	a@in.com

**+ UPLOAD SECTION**

Document Type\*  Select file\*  No file chosen

**+ Submit Documents List** (\*\*Multiple documents can be submitted together)

S.No.	Miscellaneous Number.	Party Name.	Document Type	Original File Name	View Document	Action
1	0901126000662020/2	My ORG	Any-Other-Document	FormL_2.pdf	View	Delete

Select document type like, Affidavit, Vakalatnama, Reply, Evidence, etc. as per requirement


Submitted documents will be visible under this section

Click to choose file from the system



Click to upload files. User can upload multiple files one by one

Click to submit the uploaded documents

# 43. Upload Document Receipt (By Filing Number)



Uttar Pradesh Real Estate Appellate Tribunal  
Government of Uttar Pradesh



एक कदम स्वच्छता की ओर  
Digital India  
Power To Empower

[Home](#) [Change Password](#) [Edit Profile](#) Welcome pksingh [Logout](#)

Welcome: pksingh

- Applicant/Appellant Corner
- Respondent Corner
- My Account
- Logout

You have uploaded below Document Successfully

IA Filing / Filing No : 0901126000662020  
Filing Date : 23-08-2020

S. No.	Filing Number	Miscellaneous No	Party Name	File Name
1	0901126000662020	0901126000662020/2	My ORG	FormL_2.pdf

[Receipt Print](#)

# 44. Upload Document (By Case Number)

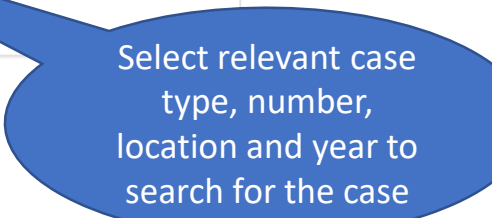
Home | Change Password | Edit Profile Welcome pksingh | Logout

Welcome: pksingh

- Applicant/Appellant Corner
- Respondent Corner
- My Account
- Logout

Search Case By:  Filing No Wise  Case No Wise

Case Type:\*  Case No:\*  UPREAT Location\*  Case Year:\*



Home | Change Password | Edit Profile Welcome pksingh | Logout

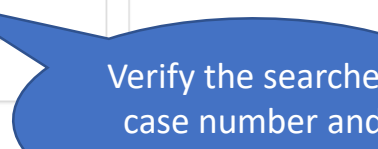
Welcome: pksingh

- Applicant/Appellant Corner
- Respondent Corner
- My Account
- Logout

Search Case By:  Filing No Wise  Case No Wise

Case Type:\*  Case No:\*  UPREAT Location\*  Case Year:\*

Sr. No	Reg.No.	Date of Filing	Case Title	Select
1	0901126000132020	2020-06-06	JJKJ Vs. HJHKKK	<input type="button" value="Click To Upload"/>



# 45. Upload Document Verification (By Case Number)

The screenshot displays the user interface of the Uttar Pradesh Real Estate Appellate Tribunal. The header includes the logo and name of the tribunal, the Government of Uttar Pradesh, and the Digital India logo. The navigation bar contains links for Home, Change Password, Edit Profile, Welcome pksingh, and Logout. A sidebar on the left lists user options: Welcome: pksingh, Applicant/Appellant Corner, Respondent Corner, My Account, and Logout. The main content area features a 'Party List' table with the following data:

S.No	Name	Address	Mobile Number	Email Id	Role	Edit Details
1	JKJ	HJHJH Uttar Pradesh ALIGARH 110202	*****2022	vv@gmail.in	Applicant/Appellant	<a href="#">Click To Upload Document</a>

A blue callout bubble points to the 'Click To Upload Document' button, containing the text: 'Verify details and click on upload document'.

# 46. Upload Document (By Case Number)

Uttar Pradesh Real Estate Appellate Tribunal  
Government of Uttar Pradesh

Home Change Password Edit Profile Welcome pksingh Logout

Welcome: pksingh

Applicant/Appellant Corner

Respondent Corner

My Account

**+ CONFIRM ALL DETAILS AND PROCEED**

Document Uploaded successfully

Document Filed By*	Applicant/Appellant	IA Filing / Filing Number*	0901126000132020		
Name*	JJKJ	Mobile Number*	1110202022	Email*	vzv@gmail.in

**+ UPLOAD SECTION**

Document Type\* Select Document Type Select file\* Choose File No file chosen

Back Upload

**+ Submit Documents List** (\*\*Multiple documents can be submitted together)

S.No.	Miscellaneous Number.	Party Name.	Document Type	Original File Name	View Document	Action
1	0901126000132020/3	JJKJ	Annexure	Form2.pdf	View	Delete

Submit

Select document type like, Affidavit, Vakalatnama, Reply, Evidence, etc. as per requirement


Submitted documents will be visible under this section

Click to choose file from the system



Click to upload files. User can upload multiple files one by one

Click to submit the uploaded documents

# 47. Upload Document Receipt (By Case Number)



Uttar Pradesh Real Estate Appellate Tribunal  
Government of Uttar Pradesh



Home Change Password Edit Profile Welcome pksingh Logout

Welcome: pksingh

- Applicant/Appellant Corner
- Respondent Corner
- My Account
- Logout

You have uploaded below Document Successfully

IA Filing / Filing No : 0901126000132020  
Filing Date : 23-08-2020

S. No.	Filing Number	Miscellaneous No	Party Name	File Name
1	0901126000132020	0901126000132020/3	JJKJ	Form2.pdf

Receipt Print

Re-Filing in case of defects raised

# 48. Re-filing

The screenshot displays the user interface of the Uttar Pradesh Real Estate Appellate Tribunal. At the top, the logo and name of the tribunal are visible. Below this, there are navigation links for Home, Change Password, and Edit Profile. A user profile section shows 'Welcome: pksingh'. A horizontal bar contains several status buttons: Draft Cases (2), Payment (Online) (0), Payment (Offline) (51), E-Filed Cases (57), and IA-Filed (6). On the left sidebar, the 'Re-filing' option is highlighted with a yellow box. A blue callout bubble points to this option with the text: 'Click on Re-filing from Applicant/Appellant or Respondent Corner'. Another blue callout bubble in the top right corner explains: 'In case any submitted appeal/ application/ document is marked as defective by UPREAT staff, the same will be visible under Re-filing option. User will receive defects information via email'.

Click on Re-filing from Applicant/Appellant or Respondent Corner

In case any submitted appeal/ application/ document is marked as defective by UPREAT staff, the same will be visible under Re-filing option. User will receive defects information via email



# 49. Re-filing Cases

User will view the list of filings rejected by UPREAT scrutiny staff and reverted for re-filing

Uttar Pradesh Real Estate Appellate Tribunal  
Government of Uttar Pradesh

Home Change Password Edit Profile

Welcome: pksingh

- Applicant/Appellant Corner
- Respondent Corner
- My Account
- Logout

+ CHOOSE YOUR CORRESPONDING CASES FOR REFILING

Sr. No	Filing Number	Date of Filing	Case Title	Select
1	0901126000012020	May 24, 2020	AHH Vs. ghfgf	click to edit
2	0901126000062020	May 25, 2020	ORG1 Vs. RES	click to edit
3	0901126000442020	Jul 15, 2020	Air Force Naval Housing Board Vs. Dharmendra Kumar	click to edit
4	0901126000472020	Jul 15, 2020	KHKHKH Vs. HKKKK	click to edit

Showing 1 to 4 of 4 entries

Previous 1 Next

User can click on edit to change existing details in the filing done

# 50. Re-filing – Change Details

Uttar Pradesh Real Estate Appellate Tribunal  
Government of Uttar Pradesh

Home Change Password Edit Profile

Basic Details Edit Respondent Edit Representative Document Upload Check List Preview

**BASIC DETAILS** Click On Next Button in Preview tab for Final Submission

Reference No : -0901126000082020

RERA Complaint/ Reference Number:*	RERA REF NO	RERA Location*	Gautam Buddh Nagar
RERA Case Title:*	TITLE	RERA Registration Number:	RERA REG NO
Subject Matter*	MATTER	Impugned Order Date: *	01-05-2020
Date of communication of Order to Party*	04-05-2020	Date of application for certified copy *	06-05-2020
Date on which copy was ready*	14-05-2020	Date of receipt of certified copy*	15-05-2020
Applicant for Appeal with UPREAT:*	Promoter	Limitation: Appeal is within the limitation specified in sub-section (2) of section 44:*	Yes
Virtual Hearing Acceptable:*	Yes		
		0	

Save And Next

User can navigate to other tabs by clicking on the tab name

Only the tabs marked as defective by UPREAT scrutiny staff will be visible for information update

User can edit values in fields as asked and click on button to save data

# 51. Re-filing – Submit Updated Details

After all the required changes are done by the user, the user can review the changes and submit the changes and submit by clicking on Next

Uttar Pradesh Real Estate Appellate Tribunal  
Government of Uttar Pradesh

Home Change Password Edit Profile

Basic Details Edit Respondent Edit Representative Document Upload Check List Preview

Reference No : - 090112600082020 Date & Time : - Sun Aug 23 23:37:00

PREVIEW AND CONFIRM FOR FINAL SUBMISSION

Basic Details			
UPREATLocation	UPREAT-Lucknow	Case Type/Nature	Appeal
Case Title	ORG1 Vs. RES	Subject Matter	
Remarks			

Sections

+ APPLICANT/APELLANT'S LIST

S. No.	Applicant/Appellant name	PAN Number	Applicant/Appellant address	State	District	Pincode	Mobile Number	E-mail Id
1	ORG1	EXXPS2929L	UTTAR PRADESH	Delhi	NEW DELHI	110001	9899305028	a@in.com

+ RESPONDENT'S LIST

S. No.	Respondent name	PAN Number	Respondent address	State	District	Pincode	Mobile Number	E-mail Id
1	RES		DELHI	Delhi	NEW DELHI	110001		a@in.com

+ UPLOADED DOCUMENT'S LIST

S. No.	Document Filed By	Sub Document Type	No. of Pages	Document Name
1	Applicant/Appellant	Payment-receipt-of-43-(5)	3	bajarang-baan.pdf
2	Applicant/Appellant	Proof-of-Service	3	bajarang-baan.pdf
3	Applicant/Appellant	Any-Other-Document	52	rera.pdf

+ ADVOCATE'S LIST

S. No.	Applicant/Appellant/Respondent Name	Advocate Name
1	ORG1	

+ SUBMITTED CHECK LIST

Print Next

# 52. Re-filing Receipt

After the re-filing changes are submitted the user will get a receipt of changes being submitted successfully

The screenshot displays the user interface of the Uttar Pradesh Real Estate Appellate Tribunal. The header includes the organization's name and logo, along with navigation links like Home, Change Password, and Edit Profile. A user profile bar shows 'Welcome pksingh' and 'Logout'. A sidebar menu on the left contains options for 'Applicant/Appellant Corner', 'Respondent Corner', 'My Account', and 'Logout'. The main content area features a success message: 'You have uploaded below Document Successfully'. Below this message, the filing details are shown: 'Filing No : 0901126000062020' and 'Filing Date : 23-08-2020'. A table lists the uploaded documents, and a 'Receipt Print' button is provided at the bottom of the receipt area.

Uttar Pradesh Real Estate Appellate Tribunal  
Government of Uttar Pradesh

Home Change Password Edit Profile Welcome pksingh Logout

Welcome: pksingh

- Applicant/Appellant Corner
- Respondent Corner
- My Account
- Logout

You have uploaded below Document Successfully

Filing No : 0901126000062020  
Filing Date : 23-08-2020

S. No.	Filing Number	Miscellaneous No	Party Name	File Name
1	0901126000062020		ORG1	bajarang-baan.pdf
2	0901126000062020		ORG1	bajarang-baan.pdf

Receipt Print

My Account

# 53. My Account

The screenshot shows the user interface of the Uttar Pradesh Real Estate Appellate Tribunal. At the top, the header includes the logo of the Government of Uttar Pradesh and the text "Uttar Pradesh Real Estate Appellate Tribunal" and "Government of Uttar Pradesh". On the right, there are logos for "Digital India" and "Power To Empower". Below the header, a navigation bar contains links for "Home", "Change Password", and "Edit Profile", along with a user greeting "Welcome pksingh" and a "Logout" button.


The main content area features a sidebar on the left with the following menu items: "Welcome: pksingh", "Applicant/Appellant Corner", "Respondent Corner", "My Account", "My Cases", "Submitted Documents", "Transaction History", and "Logout". The "My Cases" menu is expanded, showing "Main Cases" and "Applications".

At the top of the main content area, there are five summary cards: "2 Draft Cases", "0 Payment (Online)", "51 Payment (Offline)", "57 E-Filed Cases", and "6 IA-Filed".

Three blue callout boxes provide instructions for navigation:

- Click to view list of draft and filed cases (pointing to the "Main Cases" sub-menu item)
- Click to view documents uploaded under e-filed cases (pointing to the "Submitted Documents" menu item)
- Click to view details of online and offline transactions (pointing to the "Transaction History" menu item)

# 54. My Account (Appeal List)

Sr.No	RERA Reference No	Case Type	Applicant/Appellant Name	Respondent Name	Payment Status	Filing Status	Action
1	RERA1234	Appeal	Priyanka Modern Public School	Dhampur Sugar Mill	COMPLETED	Filing Completed	0901126000652020
2	RERA/123/2020	Appeal			PENDING	Draft	
3	RERA/2/4	Appeal	LogShift Tech	Individual	COMPLETED	Filing Completed	0901126000642020
4	RERA1/3	Appeal	Brys Hotels Pvt Ltd	Bank of Baroda	COMPLETED	Filing Completed	0901126000632020
5	RERA 2-3	Appeal	THE STATE OF MADHYA PRADESH	POP SINGH PAWAR	COMPLETED	Filing Completed	0901126000622020
6	RERA/1/3	Appeal	C.D. COMMACHEN	ABHIRAM SINGH	COMPLETED	Filing Completed	0901126000612020
7	RERA 1/1	Appeal	M/S A.S.A. TRANSPORT	CENTRAL WAREHOUSING CORPORATION	COMPLETED	Filing Completed	0901126000602020
8	R/1234/DEL	Appeal	Amrapali Infra	Abhijeet	COMPLETED	Filing Completed	0901126000592020

Click to edit cases in draft






Click to view details of e-filed case

# 55. My Account (Application List)

Uttar Pradesh Real Estate Appellate Tribunal  
Government of Uttar Pradesh

Home Change Password Edit Profile Welcome pksingh Logout

Search

Sr.No	Reference No	Main case Filing No	Filed Date	Payment Date	Status	Action/Filing No
1	0901126000662020/IA/2	0901126000662020	Date is : 23/08/2020 Time is : 11:05 PM	Date is : Time is :	Draft	
2	0901126000662020/IA/1	0901126000662020	Date is : 23/08/2020 Time is : 10:58 PM	Date is : Time is :	Draft	
3	0901126000182020/EA/	0901126000182020	Date is : 14/08/2020 Time is : 03:08 PM	Date is : Time is :	Draft	
4	0901126000572020/IA/1	0901126000572020	Date is : 04/08/2020 Time is : 03:41 PM	Date is : 04/08/2020 Time is : 03:42 PM	Filing Completed	0901126000582020
5	0901126000272020/IA/1	0901126000272020	Date is : 04/08/2020 Time is : 03:20 PM	Date is : 04/08/2020 Time is : 03:22 PM	Filing Completed	0901126000562020
6	0901126000542020/IA/1	0901126000542020	Date is : 29/07/2020 Time is : 04:23 PM	Date is : 29/07/2020 Time is : 04:25 PM	Filing Completed	0901126000552020
7	0000000013/IA/1	0000000013	Date is : 16/07/2020 Time is : 05:54 PM	Date is : Time is :	Draft	
8	0901126000372020/IA/1	0901126000372020	Date is : 16/07/2020 Time is : 05:26 PM	Date is : Time is :	Draft	

Click to edit cases in draft

Click to view details of e-filed case



# 56. My Account (Submitted Documents)

Uttar Pradesh Real Estate Appellate Tribunal  
Government of Uttar Pradesh

Home Change Password Edit Profile Welcome pksingh Logout

Welcome: pksingh

- Applicant/Appellant Corner
- Respondent Corner
- My Account**
- Logout

Enter your Filing Number:  Search

Choose Your Corresponding Details For Document View Status

Search:

Select	Filing No	Case Title	Case Type	Payment Status
<input type="checkbox"/>	0901126000182020	S.C.S.L. Buildwell Pvt Ltd Vs. Palo Infrastructure & Developers Pvt Ltd	Appeal	COMPLETED
<input type="checkbox"/>	0901126000242020	Logshift Pvt Ltd Vs. Ruchi	Appeal	COMPLETED
<input checked="" type="checkbox"/>	0901126000082020	ORG1 Vs. ABC	Appeal	COMPLETED
<input type="checkbox"/>	0901126000012020	AHH Vs. ghfgf	Appeal	COMPLETED
<input type="checkbox"/>	0901126000132020	JJKJ Vs. HJHKKK	Appeal	COMPLETED

Showing 1 to 5 of 51 entries


Previous 1 2 3 4 5 ... 11 Next

Proceed To Document List


Select the case to view uploaded documents

Click on the button to proceed

# 57. My Account (Submitted Documents)



Uttar Pradesh Real Estate Appellate Tribunal  
Government of Uttar Pradesh



Home Change Password Edit Profile Welcome pksingh Logout





Welcome: pksingh

- Applicant/Appellant Corner
- Respondent Corner
- My Account
- Logout

Enter your Filing Number:

### Uploaded Document List

Filing No : 0901126000062020 Cause Title : ORG1 Vs. RES


Party Name	Party Type	Serial No	Misc No	Filed date	Doc Type	File Name	View
ABC	Respondent	1	0901126000082020/2	06-06-2020		NCLT.pdf	
ABC	Respondent	1	0901126000082020/3	06-06-2020		NCLT.pdf	
ORG1	Applicant/Appellant	1	0901126000082020/1	25-05-2020	Affidavits	HDFC.pdf	
ORG1	Applicant/Appellant	1	0901126000082020	25-05-2020	Proof-of-Service	bajarang-baan.pdf	

Showing 1 to 4 of 4 entries


Click to view the uploaded document

Click to navigate to previous screen

# 58. My Account (Transaction History)



Uttar Pradesh Real Estate Appellate Tribunal  
Government of Uttar Pradesh



Welcome pksingh    Logout

Home    Change Password    Edit Profile

Welcome: pksingh

- Applicant/Appellant Corner
- Respondent Corner
- My Account**
- Logout

### Transaction History

Search:

Sr No	Filing No	UPREATTxn Id	Amount	Txn Status	Payment Mode	View Receipt
1	0901126000662020	0101010079142020	2000 Rs	PENDING	Offline	<a href="#">View Receipt</a>
2	0901126000652020	0101010079132020	1000 Rs	PENDING	Offline	<a href="#">View Receipt</a>
3	0901126000642020	0101010079122020	1000 Rs	PENDING	Offline	<a href="#">View Receipt</a>
4	0901126000632020	0101010079092020	1000 Rs	PENDING	Offline	<a href="#">View Receipt</a>
5	0901126000622020	0101010079082020	1000 Rs	PENDING	Offline	<a href="#">View Receipt</a>

Showing 1 to 5 of 160 entries

Previous **1** 2 3 4 5 32 Next

Click to view the receipt of transaction

# 59. My Account (Transaction History)

The user can view the details of transaction receipt for payments done for the appeal/applications or other payments

 **Uttar Pradesh Real Estate Appellate Tribu**  
Your Payment is Successful 

Case Title : My ORG Vs. Amit  
Case Type : Appeal  
Payee Name : My ORG  
Transaction Id : 0101010079142020  
Transaction Date : 20-08-2020  
Filing No : 0901126/ 00066/ 2020

S. No.	Transaction Id./Receipt No/DD No	Amount Rs.	Transaction/Issue Date	Transaction Ref No/Bank Name	Payment Description/bank Addres	Payment Reason
1	1200000	2000	2020-08-18	11111	JJJ	JJJ



THANK YOU